


## DATASHEET

### OCL-480 RF632



**High Power Red-Orange LED with Glob Top**

#### **Features:**

- Footprint: 6043 (2318)
- Size: 6.0(L) x 4.6(W) x 1.1(H) mm
- Circuit substrate: Ceramics
- ROHS and REACH compliant
- Lead-free solderable
- All devices sorted into intensity classes
- Taped in 12 mm blister tape
- Taping: face-up (T)

#### **Applications:**

- Sensing
- Medical
- Life Science

This 632 nm red-orange SMD LED is engineered for bio-fluorescence or other scientific applications. A glob top cover protects the device from environmental or mechanical stress.

**Typical Electro-Optical Characteristics**

Measurement conditions

 $T_{\text{ambient}} = 23\text{ °C}$ ;  $t_{\text{test}} \leq 60\text{ ms}$ 

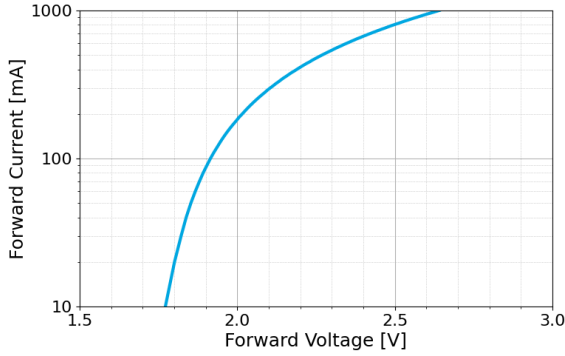
Parameter	Symbol	Condition	Min	Typ	Max	Unit
Emitting Color	Red-Orange					
Forward Voltage	$V_f$	$I_f = 350\text{ mA}$		2.2	2.6	V
		$I_f = 1000\text{ mA}$		2.6		
Peak Wavelength	$\lambda_p$	$I_f = 350\text{ mA}$	625	632	640	nm
		$I_f = 1000\text{ mA}$		634		
FWHM	$\Delta\lambda$	$I_f = 350\text{ mA}$		15		nm
		$I_f = 1000\text{ mA}$		16.5		
Radiant Intensity <sup>(1)</sup>	$I_e$	$I_f = 350\text{ mA}$	45	65		mW/sr
		$I_f = 1000\text{ mA}$		160		
Radiant Power	$\Phi_e$	$I_f = 350\text{ mA}$		230		mW
		$I_f = 1000\text{ mA}$		580		
View Angle	$\theta$	$I_f = 350\text{ mA}$		140		deg.
Reverse Current	$I_R$	$V_R = 5\text{ V}$			10	$\mu\text{A}$

(1) Measured according to the CIE 127, Condition B

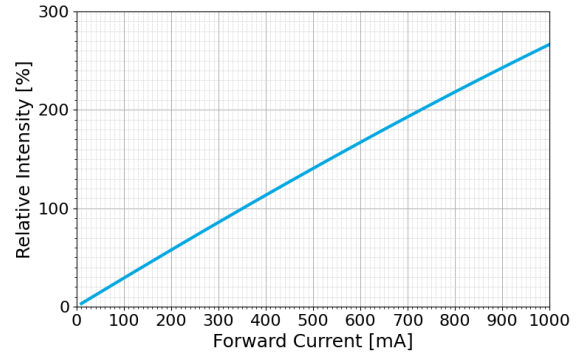
**Maximum Ratings**

Parameter	Symbol	Min	Max	Unit
Forward Current	$I_{f, \text{max}}$		1000	mA
Forward Current, pulsed	$I_{f, \text{pulse}}$	$t_p \leq 100\mu\text{s}$ , $\tau=1:10$	1200	mA
Reverse Voltage	$V_R$		5	V
Thermal Resistance Junction – Solder point	$R_{\text{th, JS}}$		5	K/W
Operating Temperature	$T_{\text{op}}$	-40	+85	°C
Storage Temperature	$T_{\text{st}}$	-40	+85	°C

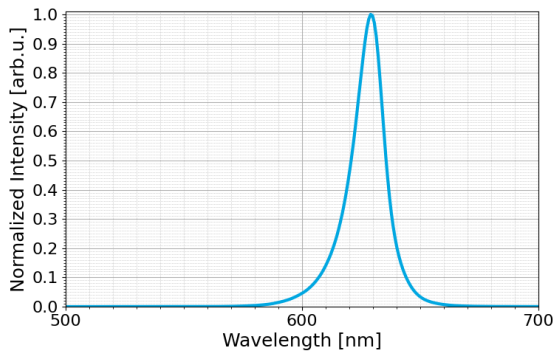
## Typical Performance



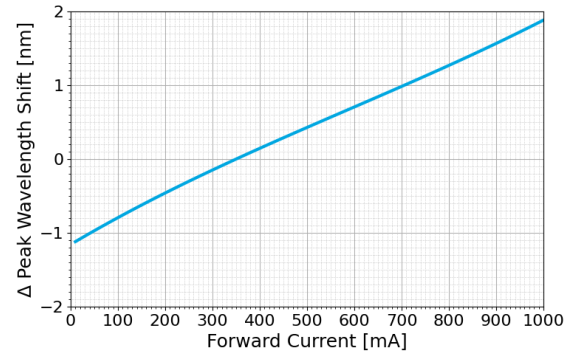
**Forward Current vs. Forward Voltage**



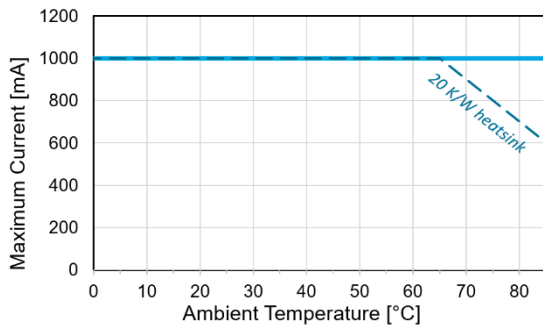
**Relative Intensity vs. Forward Current**



**Optical Spectrum**

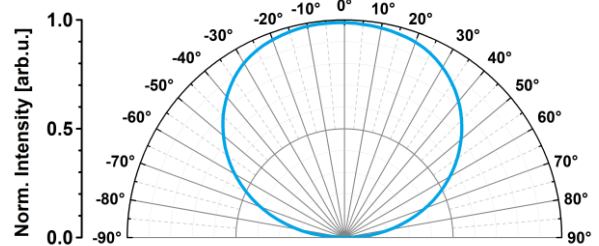


**Wavelength Shift vs. Forward Current**



**Maximum Ratings<sup>(1)</sup>**

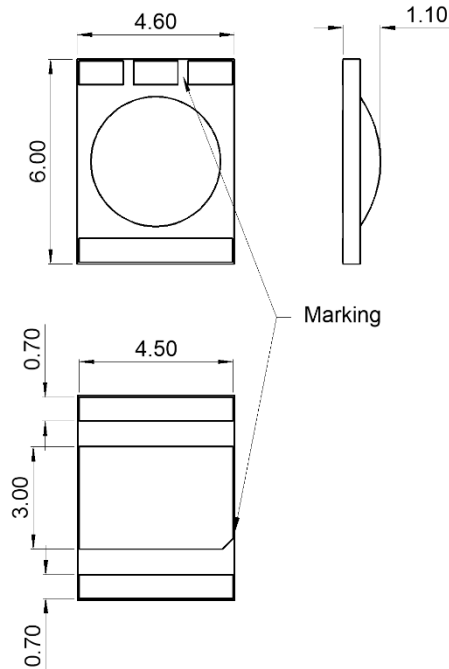
(1) Assuming connection to an infinite heatsink if not stated otherwise



**Radiation Pattern**

## Outline Drawing

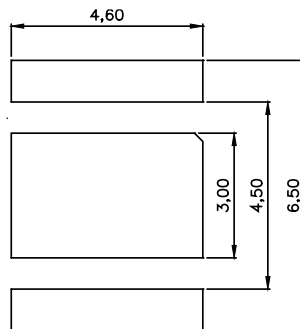
Unless otherwise specified, all drawing units are in mm  
Tolerances are: ISO 2768-m



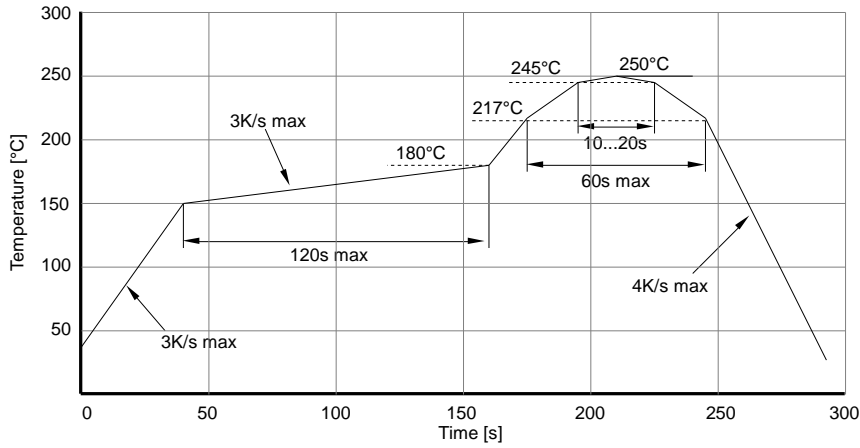
Marking at the Anode side.

## Recommended soldering pad

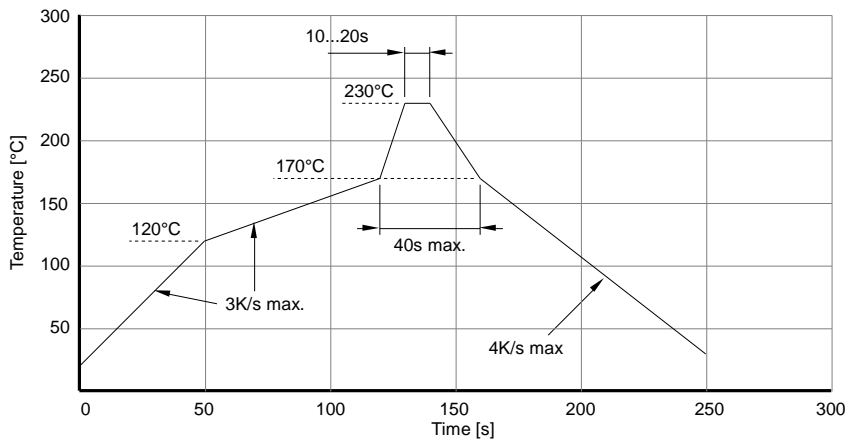
Unless otherwise specified, all drawing units are in mm



## Soldering Profile



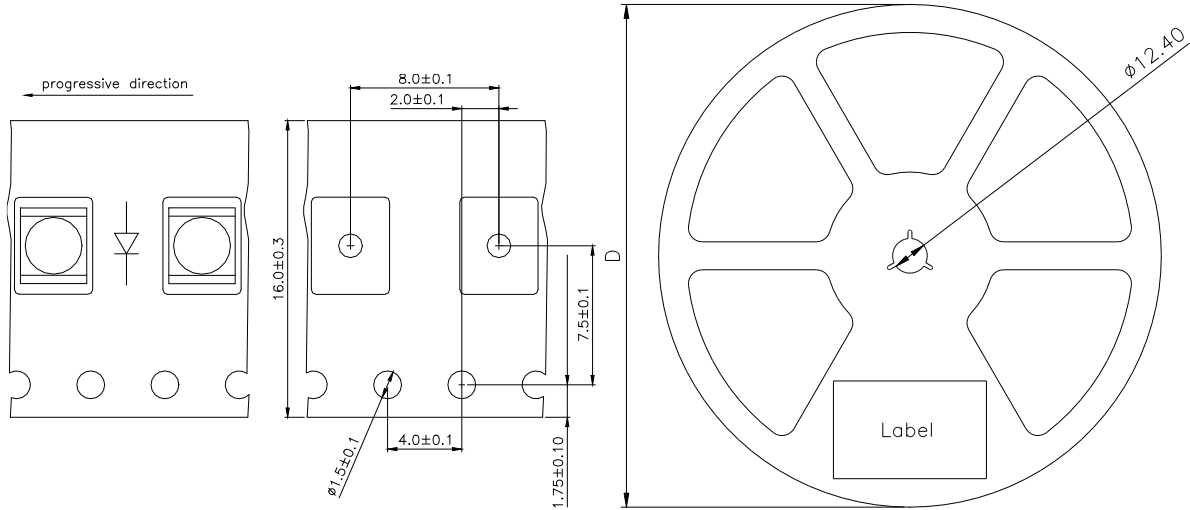
IR reflow soldering profile for lead free soldering



IR reflow soldering profile for solder containing lead

**Manual Soldering:** Not applicable for manual soldering.

## Tape And Reel Packaging



D	Parts/reel
7"	800

### Packaging

The reel is sealed in a special plastic bag with integrated ESD protection including a silica dry-pack. Shelf life for sealed bag: 12 months on max. 30 °C and 60% Rh. Floor life: 12 months under max. 30 °C and 60% Rh in a dust free environment. Other bags (i.e. MBB, HIC, Vacuum pack, etc.) available on request.

## LED Intensity Groups [mW/sr]

All SMD-LED devices are 100% measured and sorted into intensity groups with an accuracy of  $\pm 11\%$ . Intensity group is measured according to CIE 127.

*General information – not this specific device.*

C:	0.28	-	0.45
D:	0.45	-	0.71
E:	0.71	-	1.12
F:	1.12	-	1.80
G:	1.80	-	2.80
H:	2.80	-	4.50
J:	4.50	-	7.10
K:	7.10	-	11.20
L:	11.20	-	18.00
M:	18	-	28
N:	28	-	45
P:	45	-	71
Q:	71	-	112
R:	112	-	180
S:	180	-	280
T:	280	-	450
U:	450	-	710
V:	710	-	1120
AW:	1120	-	1800
BW:	1800	-	2800
CW:	2800	-	4500
DW:	4500	-	7100
EW:	7100	-	11 200
FW:	11 200	-	18 000
GW:	18 000	-	28 000
HW:	28 000	-	45 000
JW:	45 000	-	71 000
KW:	71 000	-	112 000
LW:	112 000	-	180 000
MW:	180 000	-	280 000

**Special service:** EPIGAP OSA offers Radiant intensity selection (binning) in sub selections.

Color selection in 3 sub-selections possible (each subgroup on a separate reel).

Information on available sub-groups can be accessed through this link:

[https://www.epigap-osa.com/datasheet/SMD\\_LED\\_Intensity\\_Groups\\_And\\_Subgroups\\_EPIGAP\\_OSA.pdf](https://www.epigap-osa.com/datasheet/SMD_LED_Intensity_Groups_And_Subgroups_EPIGAP_OSA.pdf)

## Notice

The information describes the type of component and shall not consider as assured characteristics. Terms of delivery and rights to change reserved. The data sheet may change without prior notification; the only valid issue and current revision can be on our website. Due to technical requirements, components may contain dangerous substances.

It is the responsibility of the customer to evaluate and ensure that the use of the products in their specific applications complies with relevant safety standards and regulations. Customers must assess the exposure conditions within their systems and ensure that appropriate measures are taken to prevent exceeding the permissible exposure limits outlined in IEC 62471. EPIGAP OSA Photonics GmbH does not assume liability for any non-compliance arising from the integration or usage of LEDs in customer systems.

Parameters can vary in different applications. The customer must validate all operating parameters for each application. EPIGAP OSA Photonics GmbH does not have the responsibility for the reliability and the degradation behavior of products made with EPIGAP OSA Photonics GmbH diodes as they depend not only on the product itself but also on the operation, manufacturing or design of the final products. The customer is responsible for ensuring the long-term stability of the product according to their requirements. If components are used in toys or life support systems, EPIGAP OSA Photonics GmbH must expressly authorize the use of the components prior to incorporating them into the customer's systems! Packaging: EPIGAP OSA Photonics GmbH uses recyclable packages.

## EPIGAP OSA Photonics GmbH

[www.epigap-osa.de](http://www.epigap-osa.de)

Köpenicker Str.325  
12555 Berlin Germany  
Tel. +49 (0)30 6576 3764  
[sales@epigap-osa.de](mailto:sales@epigap-osa.de)