

EPIGAP Optronik GmbH

Koepenicker Str. 325b, Haus 41
 D-12555 Berlin
 Fon: +49 (0)30 657637 60
 Fax: +49 (0)30 657637 70
 sales@epigap-optronic.de



Data Sheet

Page 1 of 2

UV LED

EOLD-385-535

Rev. 03, 2017

Radiation	Type	Case
ultraviolet	InGaN	5 mm plastic lens

Description:	
<p>Notes:</p> <ol style="list-style-type: none"> All dimensions are in millimeter Lead spacing is measured where the lead emerge from the package 	<p>Super bright LED lamp, round type, 5 mm diameter, lens color: water clear with flange, housing without standoff leads, complaint with RoHS</p>

Maximum Ratings

$T_{amb} = 25^{\circ}\text{C}$, unless otherwise specified

Parameter	Test Conditions	Symbol	Value	Unit
Forward current		I_F	30	mA
Peak forward current	1/10 duty cycle @ 1 kHz	I_{FM}	100	mA
Power dissipation		P_D	120	mW
Operating temperature range		T_{amb}	-40 to +85	$^{\circ}\text{C}$
Storage temperature range		T_{stg}	-40 to +85	$^{\circ}\text{C}$
Lead soldering temperature	$t < 5$ s, 3mm from case	T_{slg}	260	$^{\circ}\text{C}$

Optical and Electrical Characteristics

$T_{amb} = 25^{\circ}\text{C}$, unless otherwise specified

Parameter	Symbol	Conditions	Min	typ	max	Unit
Forward voltage	V_F	$I_F = 20$ mA		3.2	3.8	V
Reverse voltage	V_R	$I_R = 10$ μA	5			V
Radiant power	Φ_e	$I_F = 20$ mA		1.8		mW
Peak wavelength	λ_p	$I_F = 20$ mA	380	385	390	nm
FWHM	$\Delta\lambda_{0,5}$	$I_F = 20$ mA		8		nm
Viewing angle*	φ	$I_F = 20$ mA		30		deg.

*Tolerance of viewing angle: -10/+5 deg.



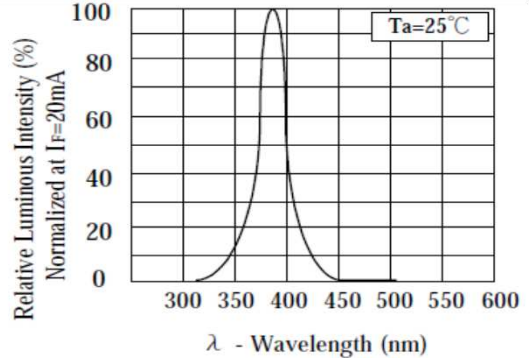
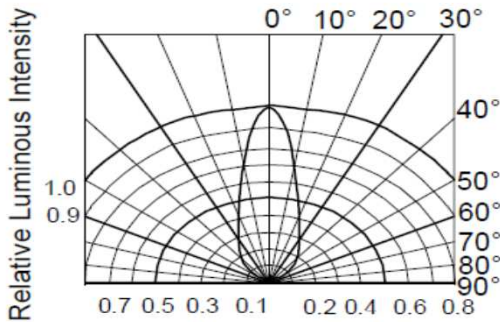
We reserve the right to make changes to improve technical design and may do so without further notice. Parameters can vary in different applications. All operating parameters must be validated for each customer application by the customer.

Data Sheet

UV LED

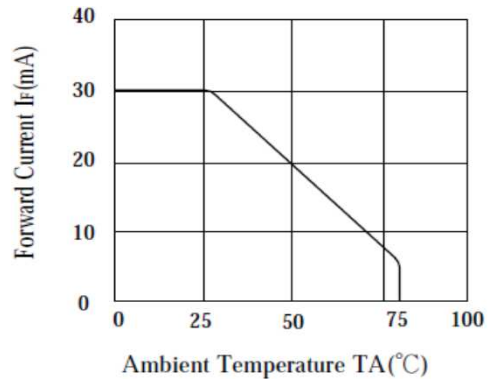
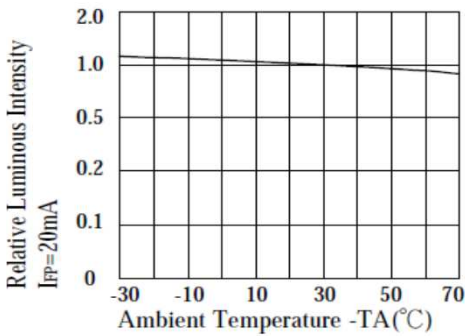
EOLD-385-535

Typical optical-electrical characteristic curves



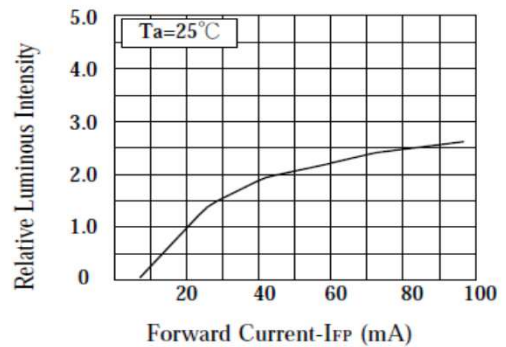
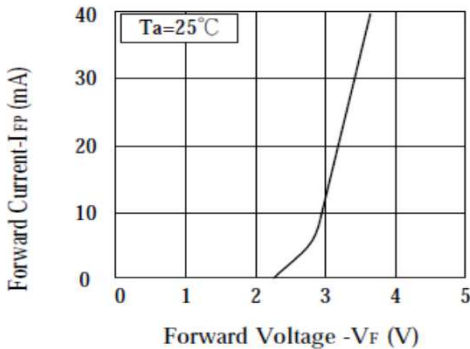
RADIATION DIAGRAM

RELATIVE LUMINOUS INTENSITY Vs. WAVELENGTH



LUMINOUS INTENSITY Vs. AMBIENT TEMPERATURE

MAX FORWARD CURRENT Vs. AMBIENT TEMPERATURE



FORWARD CURRENT Vs. FORWARD VOLTAGE

LUMINOUS INTENSITY Vs. FORWARD CURRENT

