

EPIGAP Optronik GmbH

Koepenicker Str. 325
 D-12555 Berlin
 Fon: +49 (0)30 657637 60
 Fax: +49 (0)30 657637 70
 sales@epigap-optronic.de



Data sheet

Preliminary

page 1 of 4

UV LED

EOLD-275-092

Rev. 02, 2020

Radiation	Type	Case
Ultraviolet (UVC)	AlGaIn	TO-46 with flat cap

	Description:
<p>Short pin - cathode, isolated, long pin - anode, case dimensions in mm</p>	<p>High radiant power, wide beam angle, high reliability in demanding environments, with integrated protective Zener diode</p>
	Applications:
	<ul style="list-style-type: none"> - Analytical instruments: biochemical, medical, and scientific analysis - Photo catalyst - Medical phototherapy - UV curing: spot bonding, printing, film coating and general purpose

Maximum Ratings

$T_{amb} = 25^{\circ}\text{C}$, unless otherwise specified

Parameter	Test Conditions	Symbol	Value	Unit
Forward current		I_F	20	mA
Peak forward current	tbd	I_{FM}	100	mA
Reverse voltage*		V_R		V
Power dissipation		P_D	190	mW
Operating temperature range		T_{amb}	-20 to +85	$^{\circ}\text{C}$
Storage temperature range		T_{stg}	-30 to +100	$^{\circ}\text{C}$
Lead soldering temperature	< 5 s, 3 mm from case	T_{slg}	260	$^{\circ}\text{C}$

*LEDs should never be operated with reverse bias.



We reserve the right to make changes to improve technical design and may do so without further notice. Parameters can vary in different applications. All operating parameters must be validated for each customer application by the customer.

EPIGAP Optronic GmbH

Koepenicker Str. 325
D-12555 Berlin
Fon: +49 (0)30 657637 60
Fax: +49 (0)30 657637 70
sales@epigap-optronic.de



Data sheet

Preliminary

page 2 of 4

UV LED

EOLD-275-092

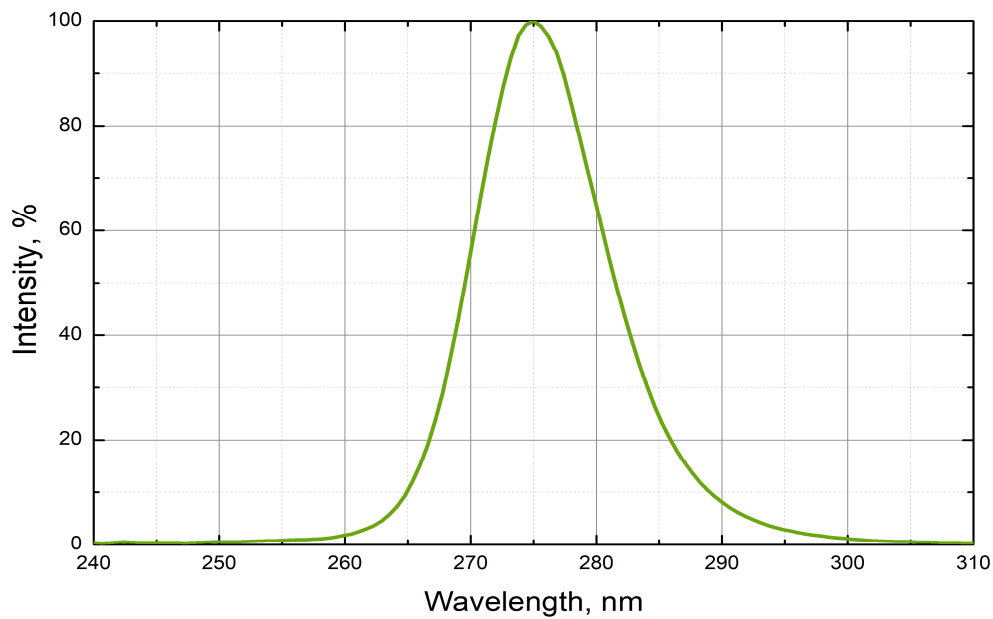
Rev. 02, 2020

Optical and Electrical Characteristics

$T_{amb} = 25^{\circ}\text{C}$, unless otherwise specified

Parameter	Symbol	Conditions	Min	Typ	Max	Unit
Forward voltage	V_F	$I_F = 20 \text{ mA}$		5.5		V
Forward voltage**	V_F	$I_F = 100 \text{ mA}$		6.0		V
Radiant power	Φ_e	$I_F = 20 \text{ mA}$		2.2		mW
Peak wavelength	λ_p	$I_F = 20 \text{ mA}$	270	275	280	nm
FWHM	$\Delta\lambda_{0.5}$	$I_F = 20 \text{ mA}$		11		nm
Viewing angle	φ	$I_F = 20 \text{ mA}$		100		deg.

**In pulse mode, for reference only



Spectrum @ 20 mA



We reserve the right to make changes to improve technical design and may do so without further notice. Parameters can vary in different applications. All operating parameters must be validated for each customer application by the customer.

EPIGAP Optronik GmbH

Koepenicker Str. 325
D-12555 Berlin
Fon: +49 (0)30 657637 60
Fax: +49 (0)30 657637 70
sales@epigap-optronic.de



Data sheet

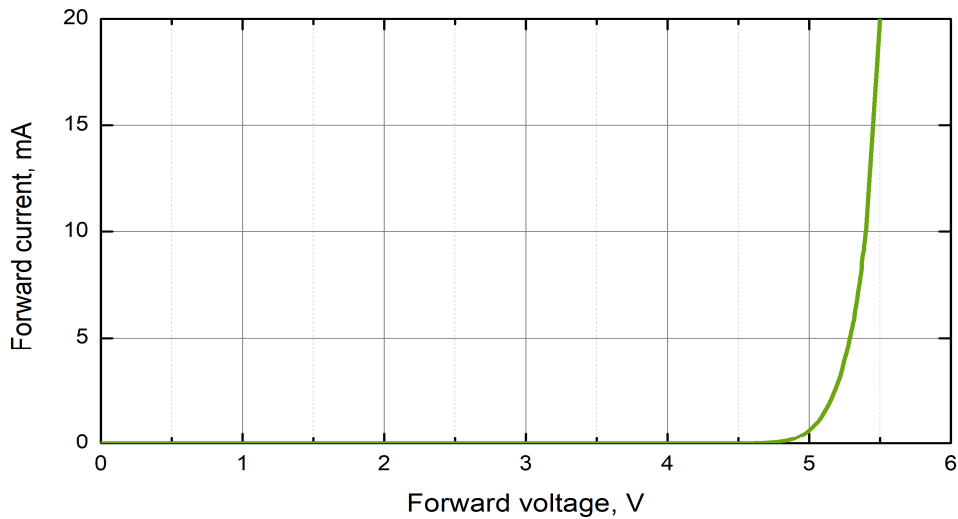
Preliminary

page 3 of 4

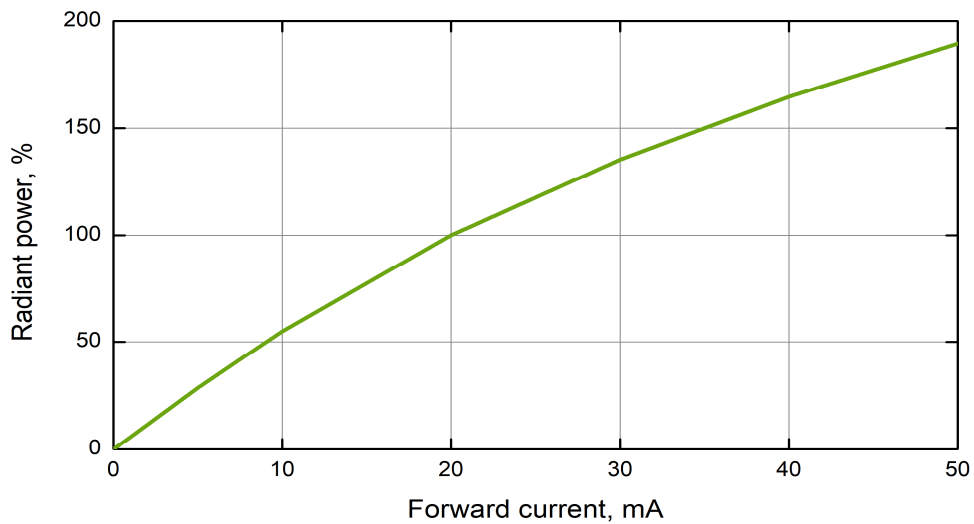
UV LED

EOLD-275-092

Rev. 02, 2020



Forward current vs. forward voltage



Radiant power vs. forward current



We reserve the right to make changes to improve technical design and may do so without further notice. Parameters can vary in different applications. All operating parameters must be validated for each customer application by the customer.

EPIGAP Optronic GmbH

Koepenicker Str. 325
D-12555 Berlin
Fon: +49 (0)30 657637 60
Fax: +49 (0)30 657637 70
sales@epigap-optronic.de



Data sheet

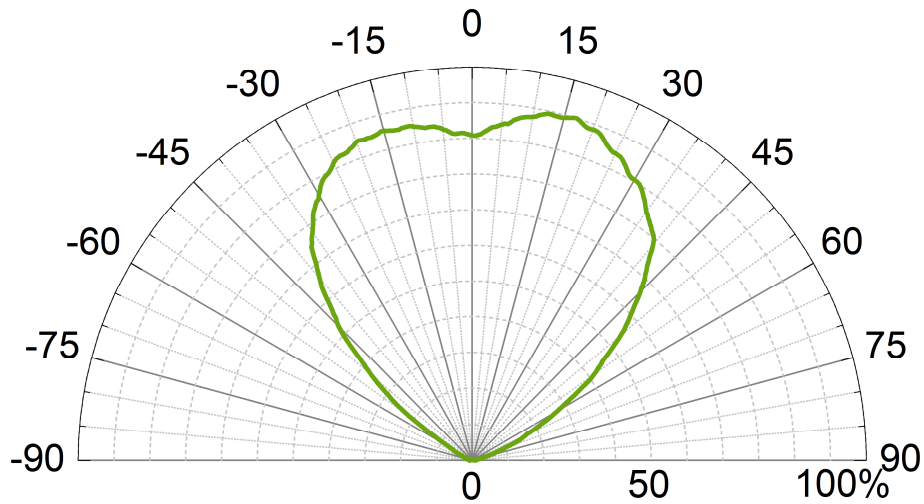
Preliminary

page 4 of 4

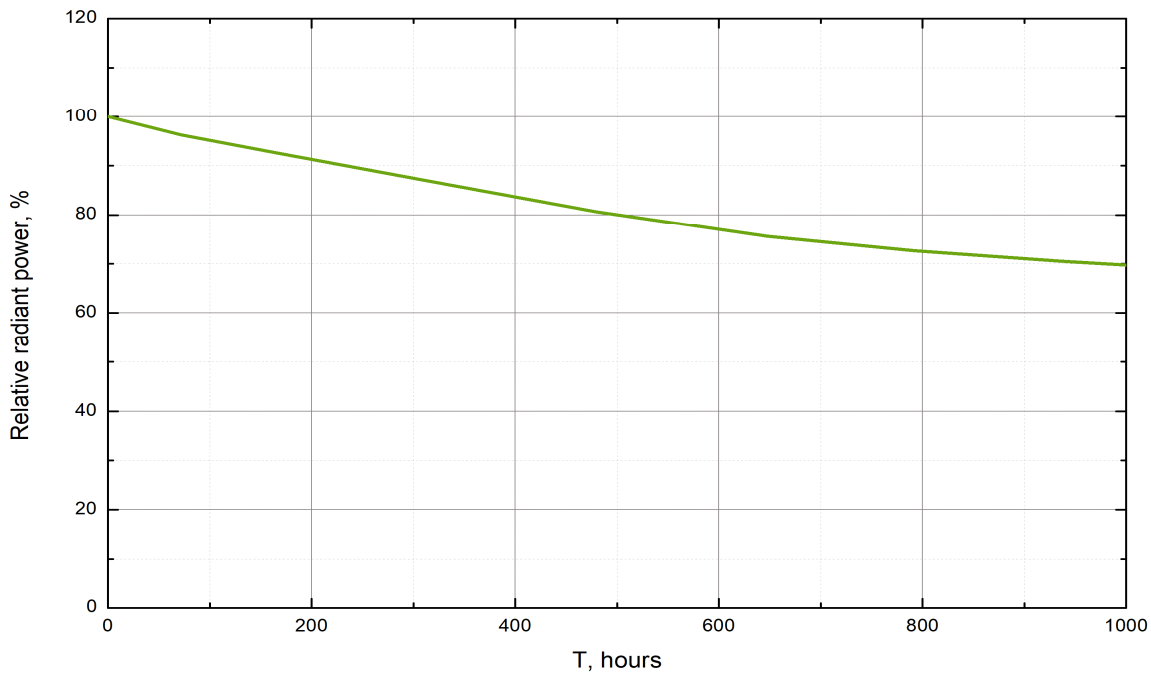
UV LED

EOLD-275-092

Rev. 02, 2020



Radiation pattern



Life test @ 20 mA

Art. No. 134 133



We reserve the right to make changes to improve technical design and may do so without further notice. Parameters can vary in different applications. All operating parameters must be validated for each customer application by the customer.